



Tangential Flow Filtration

CATALOG



GVS provides comprehensive solutions on tangential flow filtration

TFFSS-100- 03A- 050-N

1 2 3 4 5 6

1 Material of hollow fiber membrane

S	PES(Modified polyethersulfone)
P	PVDF(Polypolarized vinyl)
C	RC(Regenerated cellulose)

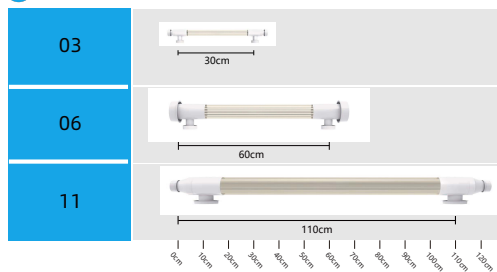
2 MWCO

001	1kD
003	3kD
005	5kD
010	10kD
030	30kD
050	50kD
100	100kD
300	300kD
500	500kD
750	750kD
10U	0.1 μ m
20U	0.2 μ m
45U	0.45 μ m
65U	0.65 μ m

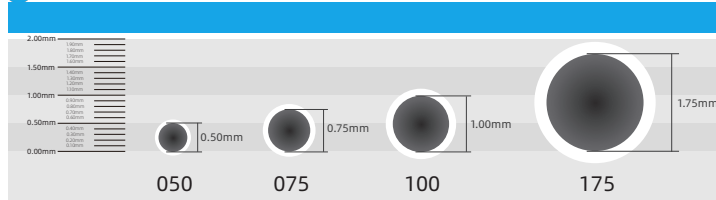
4 Housing specifications

Code	Scale	Passageway length (cm)	Housing length (cm)	Inner diameter (mm)	Interface specifications Inlet/Return Port Through Port
A	small scale	30	32.2	3	4mm male luer head
		60	62.2		4mm female luer head
30		31.8	9	TC25(1/2")	
60		61.8		TC25(1/2")	
C		30	33.3	19	TC25(1/2")
		60	63.3		TC25(1/2")
D	middle scale	30	31.2	32	TC50(1-1/2")
		60	61.2		TC25(1/2")
30		35.5	51	TC50(1-1/2")	
60		65.5		TC25(1/2")	
F	production	30	31.9	76	TC50(1-1/2")
		60	67.9		TC50(1-1/2")
		110	117.9		
G		30	40.9	108	TC65(2")
		60	70.9		TC50(1-1/2")
		110	121.1		

3 Passageway length



5 Membrane diameter



6 Specification

N	common filters
A	autoclavable filter
SU	single-use filter, irradiated



Hollow Fiber Filter



Common applications:

- Lysate clarification
- Upstream cell perfusion culture
- Inclusion body clarification and renaturation
- Nanoparticle Diafiltration and Separation
- Liposome concentration and diafiltration
- Cell concentration, clarification, diafiltration
- Purification, concentration, diafiltration of proteins and nucleic acids
- Virus purification, concentration, diafiltration

The production raw materials of this product meet the requirements of EMEA/410/01.



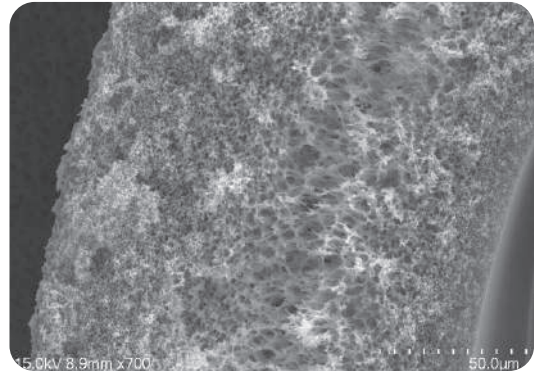

The technical parameters of this product meet the following regulatory requirements:

- Biological Reactivity Test, In Vivo per USP<88>Class VI
- 21CFR177 Indirect Food Additives
- L929 MEM Elution test - ISO 10993-5(Cytotoxicity)
- Hemolysis - Rabbit Blood (direct contact) - ISO 10993-4

The production of this product meets the requirements of 15013485:2016 quality management system.

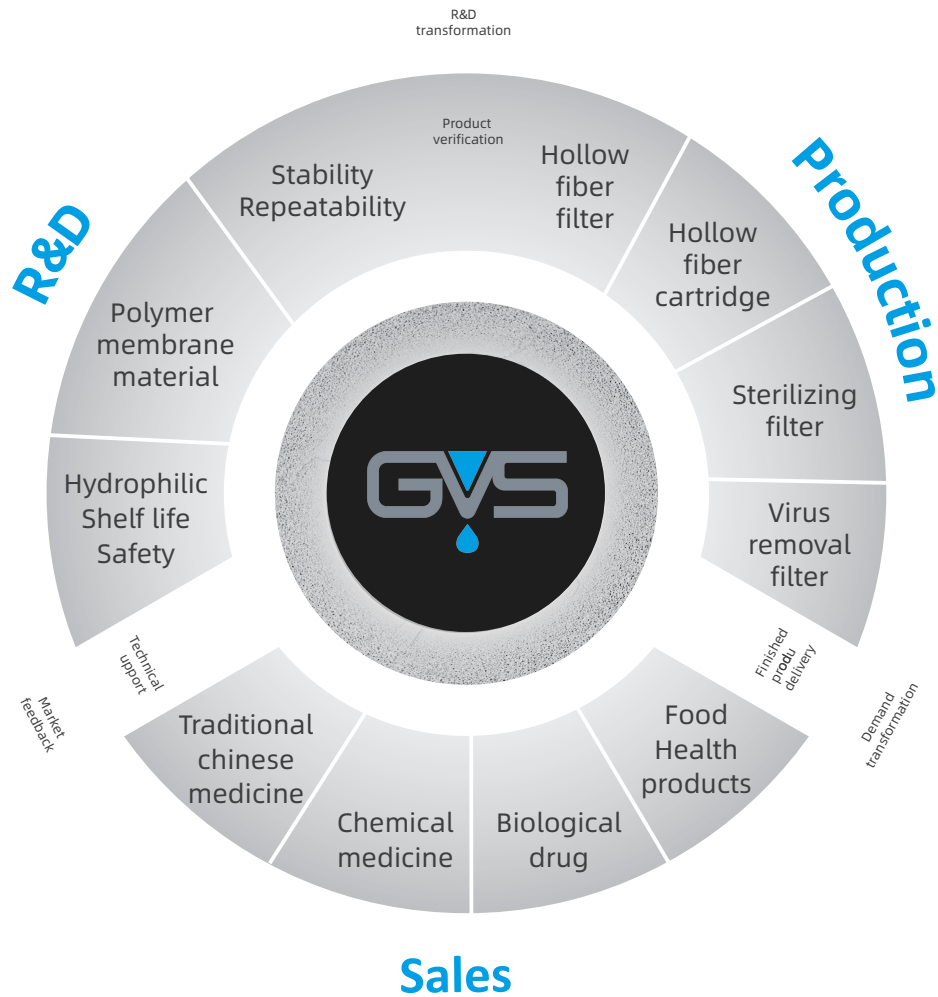
Hollow Fiber Membrane

GVS hollow fiber filter is made of modified polyethylene inkstone (mPES), which is suitable for filtration of various processes in the pharmaceutical industry (such as biopharmaceuticals, chemical drugs, traditional Chinese medicine, etc.) and the food industry. It can provide stable and reliable filtration performance.



GVS hollow fiber membrane made of modified polyphenol is an asymmetric structure, the membrane layer is dense, and the outer layer is relatively open. Its unique structural design can result in lower bioburden, lower non-specific adsorption, faster filtration rate, higher throughput, and shorter filtration time, so it is very suitable for the pharmaceutical and food industries.

GVS takes advantage of its professional production process in "membrane" to speed up the development of the biomedical industry



Chemical Compatibility Table

Code indication: R=recommended; L=limited exposure; NR=not recommended; U=unknown

Solvent	Material	Regenerated cellulose (RC)	Polysulfone(PS) polyethersulfone (PES)	Modified polyethersulfone (mPES)	Polypropylene (PP)	Polyvinylidene fluoride (PVDF)	Nylon (N)	Stainless steel (SS)	Polyester (P)	Fluorocarbons (F)
Ammonia (diluted)		R	R	R	R	R	R	R	U	R
Ammonia (diluted)(10%)		L	R	R	R	R	R	R	U	R
aniline		R	NR	NR	R	R	R	R	U	R
benzaldehyde		R	NR	NR	R	L	U	L	NR	R
phenol (0.5%)		R	R	R	R	R	NR	L	L	R
phenol (10%)		R	L	L	R	R	NR	L	NR	R
propanol		R	R	R	R	R	NR	R	R	R
acetone		R	NR	NR	R	L	R	R	R	R
acetic acid (5%)		R	R	R	R	R	NR	L	L	R
acetic acid (25%)		R	L	L	R	R	NR	L	NR	R
sodium hypochlorite		R	R	L	L	R	NR	NR	U	R
butanol		R	R	R	R	R	L	R	R	U
xylene		R	NR	NR	R	R	R	L	NR	R
dichloromethane		R	L	L	R	R	L	L	NR	R
dimethylformamide		L	NR	NR	R	NR	R	R	NR	U
dimethyl sulfoxide (50%)		U	L	L	U	U	U	U	U	U
glycerin		R	R	R	R	R	R	R	R	R
peracetic acid (0.1N)		U	R	R	U	U	U	U	U	U
perchloric acid(25%)		L	NR	NR	NR	R	NR	L	U	R
toluene		R	NR	NR	R	R	R	R	U	R
oresol		R	NR	NR	R	NR	NR	R	U	R
methanol		R	L	L	R	R	L	R	U	R
formaldehyde (2%)		R	R	R	R	R	R	R	R	R
formaldehyde (30%)		R	R	R	R	R	R	R	R	R
formic acid (25%)		R	R	R	R	R	NR	L	NR	R
formic acid (50%)		R	R	R	R	R	NR	L	NR	R
phosphoric acid (25%)		L	L	L	R	R	L	NR	U	R
sulfuric acid(5%)		R	R	R	R	R	L	NR	NR	R
sulfuric acid(25%)		L	R	R	R	R	NR	NR	NR	R
citric acid(2%)		U	R	R	U	U	U	U	U	U
urea		R	R	R	R	R	R	L	R	R
urea (6N)		R	NR	R	R	R	R	L	R	R
boric acid		R	R	R	R	R	L	L	R	R
hydrofluoric acid (25%)		L	L	L	NR	R	L	NR	NR	R
potassium hydroxide (1N)		R	R	R	R	R	L	L	R	R
potassium hydroxid (25%)		R	R	R	R	R	L	L	R	R
sodium hydroxide (0.1N)		R	R	R	R	R	R	L	R	R
sodium hydroxide (5%)		L	R	R	R	R	R	L	L	R
sodium hydroxide (25%)		L	R	R	R	R	R	L	NR	R
trichloroacetic acid (25%)		NR	R	R	R	R	L	NR	NR	R
trichloromethane (chloroform)		R	NR	NR	R	R	R	R	R	R
triethylamine		R	NR	NR	L	R	R	R	U	R
carbon tetrachloride		R	NR	NR	R	R	NR	L	R	U
tetrahydrofuran		R	NR	NR	R	R	R	R	R	R
diacetone alcohol		R	NR	NR	R	R	R	L	U	R
hydrogen peroxide(30%)		R	L	L	R	R	NR	L	R	R

Solvent \ Material	Regenerated cellulose (RC)	Polysulfone(PS) polyethersulfone (PES)	Modified polyethersulfone (mPES)	Polypropylene (PP)	Polyvinylidene fluoride (PVDF)	Nylon (N)	Stainless steel (SS)	Polyester (P)	Fluorocarbons (F)
petroleum ether	R	R	R	R	R	U	U	R	U
nitric acid(5%)	R	R	R	R	NR	NR	R	R	R
nitric acid (25%)	NR	R	R	R	NR	NR	R	L	R
nitric acid (6N)	NR	L	L	L	R	NR	R	R	R
acetonitrile	R	NR	NR	R	L	U	U	U	U
ether	R	NR	NR	L	L	R	R	NR	R
ethyl acetate	R	NR	NR	R	R	R	L	U	R
amyl acetate (banana oil)	R	NR	NR	R	R	L	R	L	R
ethanol	R	R	R	R	R	R	R	R	R
ethanol(15%)	R	R	R	R	R	R	R	R	R
ethanol(95%)	R	L	L	R	R	R	R	R	R
ethylene glycol	R	R	R	R	R	R	L	R	R
hydrochloric acid (5%)	R	R	R	R	R	L	NR	R	R
hydrochloric acid (25%)	NR	R	R	R	R	NR	NR	R	R
hydrochloric acid(37%)	NR	R	R	L	R	NR	NR	R	R
Isopropyl alcohol	R	R	R	R	R	NR	L	R	R
n-hexane	R	R	R	R	R	L	R	R	R

This table is for informational purposes only and is not a guarantee of chemical compatibility. Variations in temperature, concentration, exposure time and other factors may affect the performance of the product and it is recommended to test under your own conditions.

Quality compliance

GVS hollow fiber filter is designed, developed and produced under the ISO13485 quality management system certified by the authoritative organization. After the production be completed in an ISO CLASS 7 clean room, a quality certificate is issued after the products passing the inspection. Products with good quality specifications can meet the regulatory needs of biopharmaceutical customers.

- USP <88> Class VI Testing: All flow path materials have been tested confirmed to the USP <88> Class VI biocompatibility standards
- Bioburden: Bioburden of a single hollow fiber column < 1000 Colony Forming Units (CFU)
- Pyrogen: Hollow fiber filter production and assembly are carried out under strictly monitored conditions to ensure minimal endotoxin levels, but the product line cannot be guaranteed to be completely pyrogen-free
- Free of Animal Origin: Synthetic and processed materials used in fiber synthesis that do not contain any animal or derived substances
- Shipping and Packaging Verification: GVS has verified product shipping/packaging configurations to ISTA 3A (2008) requirements to ensure that sterile products are adequately protected from damage during shipping
- Product Validity: Non-sterile filters are valid for 5 years from the date of manufacture



WORLDWIDE

EUROPE

Italy Office

Headquarters

GVS S.p.A.
Via Roma 50
40069 Zola Predosa (BO) - Italy
Tel. +39 051 6176311
gvs@gvs.com

GVS SUD srl
Via Tavernole, 8, 83030 Manocalzati AV

GVS - G3
Via Guido Rossa 2/4
40069 Zona Industriale - Zola Predosa
(Bologna) Italy

Haemotronic S.p.A.
Via Carreri 16
41037 Mirandola
(Modena) Italy

Haemotronic S.p.A.
Via Ugo Roncada 83
Località Carbonara di Po

United Kingdom

GVS Filter Technology UK
Vickers Industrial Estate
Mellishaw Lane, Morecambe Lancashire
LA3 3EN
Tel. +44 (0) 1524 847600
gvsuk@gvs.com

Romania

GVS Microfiltrazione srl
Sat Ciorani de Sus 1E - Comuna Ciorani
Prahova România
Tel. (+40) 244 463044
gvsro@gvs.com

ASIA

China

GVS Technology (Suzhou) Co., Ltd.
Fengqiao Civil-Run Sci-Tech Park,
602 Changjiang Road, S.N.D.
Suzhou, China 215129
Tel. +86 512 6661 9880
gvschina@gvs.com

GVS YIBO Medical Devices Co. Ltd.
17, Zhongshan East - Yuyao city,
315403 Zhejiang Province, China
Tel. +86 574 6257 5697

Shanghai Transfusion Technology Co., Ltd.
No.500 Youdong Rd
(Shanghai), China
Tel:+86 21 54885001

Suzhou Laishi Transfusion Equipment Co., Ltd.
Changsheng Road, Tongli Town, Wujiang District
Suzhou (Jiangsu), China
Tel:+86 512-63331782
laishi@gvs.com

AMERICA

U.S.A.

GVS North America
63 Community Drive
Sanford, ME 04073 - USA
Tel. +1 866 7361250
gvsusa@gvs.com

GVS Filtration Inc.
2150 Industrial Drive
Findlay, OH. 45840 - USA
Tel. +1.419.423.9040
gvsfiltration@gvs.com

2200 W 20th Avenue
Bloomer, WI 54724 - USA
Tel. +1.715.568.5944
gvsfiltration@gvs.com

GVS Westborough
125 Flanders Rd, Westborough,
MA 01581, USA

RPB Safety LLC.
2807 Samoset Road,
Royal Oak, MI
48073 USA
tel. 1-866-494-4599

Puerto Rico

GVS Puerto Rico, LLC
98 Carr 194 - Fajardo,
Puerto Rico, 00738-2988, USA
Tel. +1.787.355.4100
gvspuertorico@gvs.com

México

GVS Filter Technology de Mexico
Universal No. 550, Vynmsa Aeropuerto Apodaca
Industrial Park, Ciudad Apodaca, Nuevo León,
C.P. 66626 - México
Tel. +52 81 2282 9003
gvs mex@gvs.com

Haemotronic de Mexico
Avenida Mike Allen, Parque Industrial Reynosa
1011-A, 88780 Reynosa, Tamaulipas., Messico

Brazil

GVS do Brasil Ltda.
Rodovia Conego Cyriaco Scaranello Pires 251
Jardim Chapadão, CEP 13193-580
Monte Mor (SP) - Brasil
Tel. +55 19 38797200
gvs@gvs.com.br

PRODUCT COLLECTION - Tangential Flow Filtration

Copyright © 2023 GVS ® S.p.A.

All Right Reserved

Printing History: Version 20032023

While every precaution has been taken in the preparation of this catalog, data are subject to change without notice. Results in specific application of GVS products may vary according to the conditions and applications. GVS assumes no responsibility for damage resulting from incorrect use of our products.